

ultraframe

Lean-to Veranda



Overview/Retail



Version 1.0
Jan 11

Introducing the exciting contemporary home extension from **ultraframe...**

Veranda

Conservatories have always been an excellent way for consumers to blur the margin between home and garden, but Ultraframe is taking the idea to a new level with its Veranda conservatory. The glazing bars in the roof oversail and carry the glass with it, to form a 'cocoon' where the consumer can sit in the garden and be protected from the worst of the elements.

Moreover, on a warm day - by using large in line sliders or bi-fold doors your customer then has a much bigger space to enjoy, perfect for family barbeques!!

The Veranda conservatory features either the standard Classic or the latest Classic Plus roof, which comes complete with built-in tracks for fabric panelled shading devices called Shades. Inside the conservatory they feature a soft fabric to theme through with the consumers choice of home furnishings whilst outside under the oversailing eaves/glazing they are manufactured from a hard wearing and weatherproof fabric, similar to that used in awnings.





For further information please visit our website
at www.ultraframe-conservatories.co.uk

styles & details



Veranda can be executed in a number of different ways;

- between two walls of the same length
- between two walls of varying lengths
- on top of glazed side frames
- mono pitch or duo pitch

The illustrations alongside indicate just what exactly can be achieved.

There is an interesting array of colours which can be selected for external or internal use.

On the opposite page the system elements are carefully detailed so you can appreciate the quality of the engineering and design details.

Colour options



White

Paint matching:
RAL9003



Cream

Paint matching:
RAL9001



Sage Green

Paint matching:
BS14C35



Fir Green

Paint matching:
RAL6009



Grey

Paint matching:
RAL7016



Ebony Black

Paint matching:
RAL8022

Additionally, PVC claddings and cappings can be supplied in other colour. We have the option to supply a fully aluminium suite in a wide range of RAL colours.



system elements


Veranda Beam Assembly



Half Ridge Assembly



Classic Plus Glazing Bar



At the core of the Veranda is either the Classic or Classic Plus roof (Classic Plus glazing bar illustrated). At the intersection between internal and external space is the Super Duty Eaves Beam*, clad internally with the PFTB planked fascia (option to upgrade to Ultraselect, illustrated) and externally with a powder coated aluminium fascia.

The main Veranda beam is constructed from powder coated aluminium and acts as an integral gutter and support beam. Oak posts are part of the structural support package. The Veranda beam comes complete with gasketed stopends and splice plates to connect to the oak post.

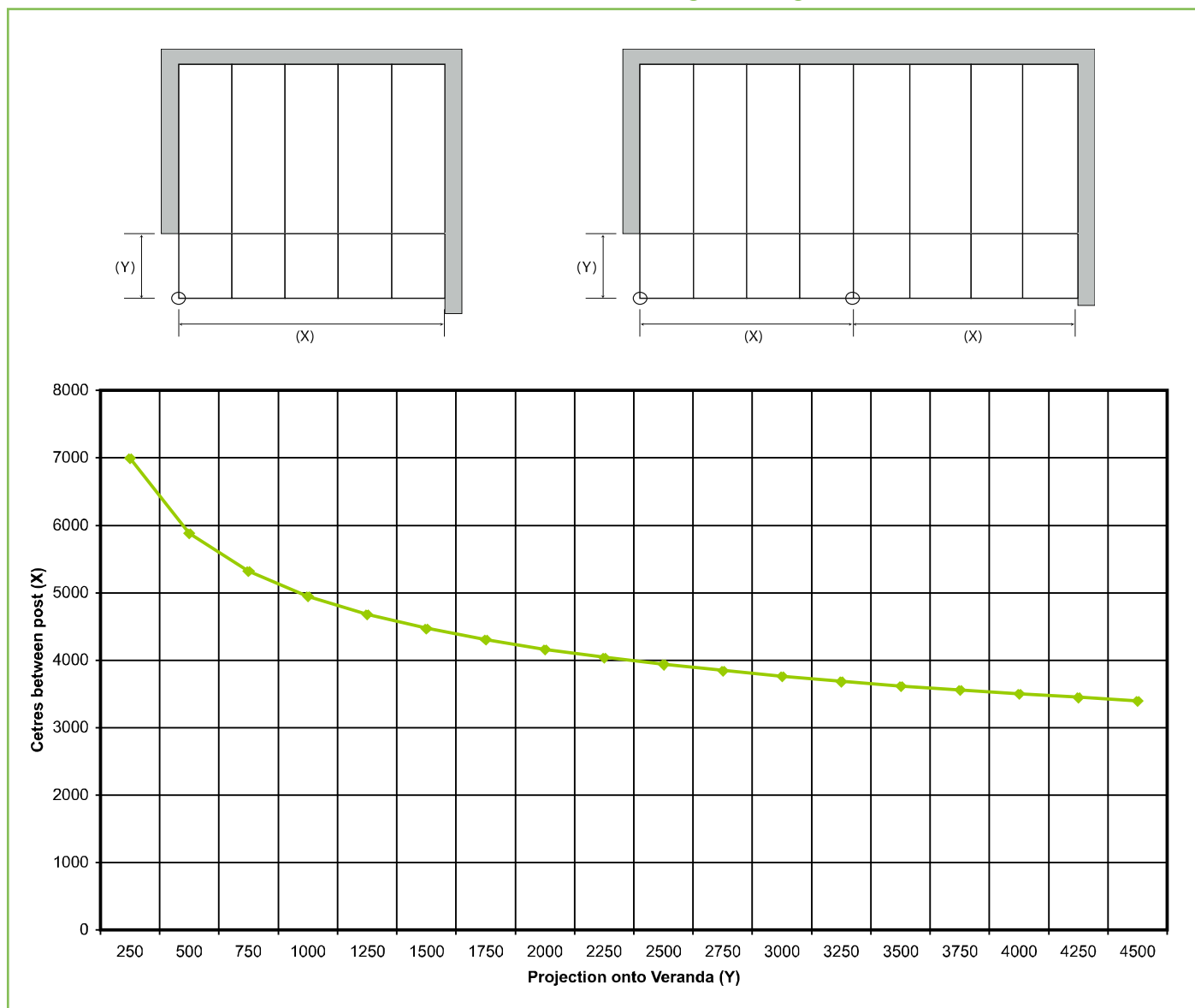
Super Duty Eaves Beam



* On certain Veranda designs and on very wide openings, a 'goal post' support arrangement will be necessary.

specification

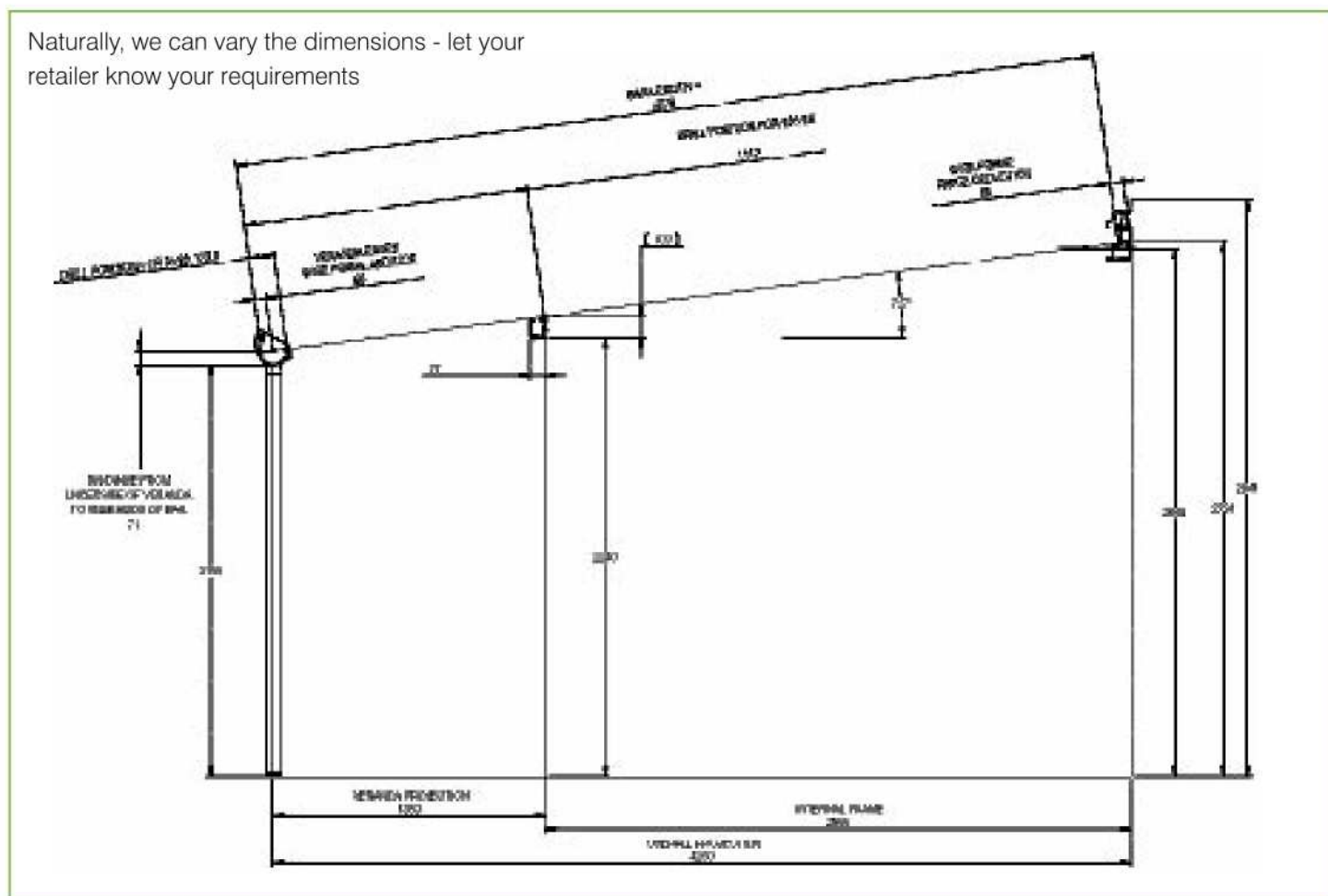
Veranda Beam Span - with 0.6kn/m2 snow loading 4/16/4 glass



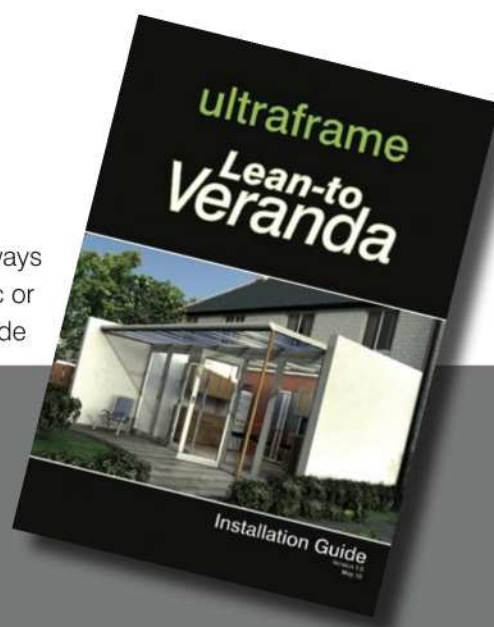
For loading condition other than 0.6kn/m2 (with 4-16-4 glass units) please let our specification team know. Ultraframe's U-Design software simply needs your home postcode to calculate the loads and the resulting roof specification.

Veranda Set Outs

Naturally, we can vary the dimensions - let your retailer know your requirements



This is the Veranda installation guide which always needs to be read in conjunction with the Classic or Classic Plus installation guide



We also offer...



Orangeries



Traditional Conservatories

Kestrel Home Improvements
22 High Street, Snodland, Kent. ME6 5DF
www.kestrelhi.co.uk
Tel: 01634 241236

ultraframe

Ultraframe (UK) Ltd, Salthill Road, Clitheroe, Lancashire. BB7 1PE

www.ultraframe-conservatories.co.uk

Ultraframe is a trading name of
Ultraframe (UK) Ltd.